



# EXPOSURE

Wasatch Camera Club Newsletter



*The Great Orion Nebula* by James Peirce

[Click here](#) to view original on Flickr.

## Highlights In This Issue...

- \* About the Cover Image
- \* Member Profile
- \* Competition Recap
- \* Field Trips
- \* Exhibits
- \* & Much More...

## Table of Contents

[Page 3](#)...About the Cover Image

[Page 4](#)...WCC Member Profile

[Page 5](#)...Competition Recap

[Page 13](#)...PSA News

[Page 14](#)...Field Trips

[Page 17](#)...Exhibits

[Page 19](#)...Shutter Up Socials

[Page 20](#)...Did You Know?

[Page 21](#)...Resources

[Page 22](#)...About WCC

## Current / Upcoming Events

- ◆ [Interpretations of Nature: Realism to Impressionism](#) at Red Butte Garden  
Call-for-submissions: June 28 - July 26  
Exhibition : August 26 - September 25
- ◆ [Bridal Veil Falls Field Trip Recap & Photo Share](#)  
June 30 / 6:30pm - 8pm
- ◆ [Shutter Up Social - Lines, Lines and More Lines](#)  
July 14 / 6:30pm - 8pm
- ◆ [Arachnophobia Macro & Closeup Photography](#)  
July 23 / 8am - 10am
- ◆ [Celestial Night Photography & Astrophotography](#)  
July 26 / 6:30pm - 8pm / SLC Library
- ◆ [Astrophotography on Antelope Island](#)  
August 19 / 8pm - 10pm
- ◆ **2022/2023 Competition Schedule**  
Opens August 21 with in-person meeting scheduled September 15.  
(Themes to be announced.)

## Celestial Night Photography & Astrophotography

**July 26 - 6:30pm - 8:00pm**  
**Salt Lake City Library**  
**(MASKS RECOMMENDED)**

Join Club board member Jeff Clay as he presents images and information from his journey into the fascinating world of celestial night photography. Jeff will show images and cover such varied types of celestial photography as nightscapes, wide-field Milky Way photography, deepscapes, and star trail photography. But his special focus will be on astrophotography: the capture of heavenly objects with tracking mounts and long lenses and telescopes.



Though there will be plenty of pretty pictures, he will also impart technical information to gain a better understanding of how to capture

and process various types of celestial night photography. So, even if you are not ready to run out and buy a telescope, this should be a lively, informative and entertaining presentation for everyone.



[Click here](#) to register to attend.

Photo Credits: Jeff Clay | Clayhaus Photography



# About the Cover Image

---

James Peirce's "The Great Orion Nebula" won second place in the Master Assigned Night Photography club competition this year. Below is James' piece about making the image. A presentation and a workshop on astrophotography are scheduled this summer, so we thought this image might whet your interest.

On the cover is the culmination of multiple nights spent imaging the stunning Orion Nebula, located south of Orion's Belt in the constellation of Orion.

How is such a photograph produced? By taking numerous photographs of the same subject, and then combining them with dedicated software to create the equivalent of a long exposure with extremely low noise in shadows while preserving details in highlights. Additional photos—"calibration frames"—may be captured to correct issues like vignetting and hot pixels.

You can take a deep space photograph using a camera and lens you already own, along with a tripod and intervalometer. Nico Carver's "Nebula Photos" channel on [YouTube](#) features excellent introductory guides. Diving deeper, an equatorial mount—a fancy tripod head which corrects against the earth's rotation—enables longer exposures with round stars and keeps your target framed.

Photographs captured, dedicated software comes into play, with economical options including Deep Sky Stacker, Siril, and Affinity Photo. Images are corrected with any calibration frames, aligned to one another, and "stacked" in a process which mathematically optimizes the final image (a sort of weighted averaging with outlier rejection to mitigate issues like a satellite trail.) The resulting image is color corrected and "stretched" (shadows and mid-tones are boosted dramatically while highlights are preserved), and ultimately edited through steps which become increasingly familiar as parts of a photographer's regular workflow, and which can be accomplished in familiar software.

Similar techniques may be used to capture other low-light images such as a Milky Way landscape photograph, overcoming limitations of dimmer lenses or smaller sensors in the process.

You may be astonished what even a single photograph of a bright deep space object like the Orion Nebula or Andromeda Galaxy will reveal on your camera's back screen.



*James Peirce & Tesla*



# Member Profile - Mary Whitesides

---

**Mary Whitesides** has been a club member for over 12 years, and part of the Board of Directors for nearly as long. She has an interesting design background, and designed most of the icons used in this newsletter.

**First, can you tell us about your background?** I was born in southern Utah near Torrey where my father was a sheep herder. My great grandfather was the Wayne County sheriff who brought in one of the Hole in the Wall Gang. We moved to Salt Lake City when I was young, where I grew up and attended the University of Utah studying fashion design. I supported myself as a fashion model at a high-end women's clothing store. Later my two sisters and I opened a retail store at Trolley Square called Somebody's Mother, featuring maternity and children clothing. We designed and produced a portion of the merchandise.



**What drew you to style and design?** My father's income was quite moderate so I invented my own wardrobe and decorated my own room with whatever materials I could find. After moving to New York City, my ex-husband and I decorated our apartment with street furniture and hand-painted motifs on the walls. A person from Sundance took notice and asked me to design the interiors of the first cottages at the Sundance Resort.

**What got you into photography?** An executive at the Sundance Resort raised seed money to start the Sundance Catalog. Three of us invented the lifestyle that was presented in the catalog. I became the photo-stylist, staging and learning to light and frame products for photo shoots. I helped select photos to be printed in the catalog. During that time I also featured books published by Gibbs-Smith Publishers. After I left the catalog they approached me to produce several books on interior design featuring different styles of architecture. I wrote and photographed five books for them.

**How did you get involved with Aid to Artisans?** As a Sundance Catalog buyer, I covered the New York Gift Show where a booth called Aid to Artisans featured craftsman's product from around the world. This NGO sends professionals to various small villages in foreign countries to help local artisans with new designs for contemporary markets. I featured some crafts in the catalog. After 10 years I retired and was asked by the ATA chair woman, Clare Smith, to participate in design projects. These projects have saved numerous poverty-stricken villages. My fascination and passion for different cultures grew as I was sent around the world for Aid to Artisans. I kept a photo journal of my projects and ultimately focused on travel photography and candid shots of people.

**Where would you, as director, like to go with club social activities?** I am so pleased with the work shown at Shutter Up Social. I am inspired by the different interpretations of the suggested theme. Hopefully we can attract more participants and expand our socials into in-person gatherings.

---

Contact me: [socialevents@wasatchcameraclub.com](mailto:socialevents@wasatchcameraclub.com)





# Competition Recap

## March Results - Night Photography

### Intermediate

Award	Title	Member
1	<a href="#">Memphis</a>	Joey Thompson
2*	<a href="#">Waiting</a>	Joey Thompson
	<a href="#">Beacon</a>	Joey Thompson
HM	<a href="#">Into Darkness</a>	Steve Ela

### Advanced

Award	Title	Member
1	<a href="#">Thor's Hammer</a>	Julie Edwards
2	<a href="#">Rust Never Sleeps</a>	Julie Edwards
3	<a href="#">Moonlight Hike</a>	Sean Camp
HM	<a href="#">Eyaj Aurora</a>	Bill Bradford

### Masters

Award	Title	Member
1	<a href="#">Moments of Solitude</a>	Veloy Cook
2	<a href="#">The Great Orion Nebula</a>	James Peirce
3	<a href="#">Rho Ophiuchi and Friends</a>	James Peirce
HM*	<a href="#">Worshipping Under the Stars</a>	Stephen Clayson
	<a href="#">Toadstool Hoodoo Milky Way</a>	Stephen Clayson



*Toadstool Hoodoo Milky Way*  
by Stephen Clayson

\* Two-way tie

[CLICK HERE](#) to view all Competition Submissions

# March Results - Open

## Intermediate

Award	Title	Member
1	<a href="#">Stitch in Time</a>	Steve Ela
2	<a href="#">Wild and Free</a>	Andrea Dahl
3	<a href="#">Next Generation</a>	Steve Ela
HM	<a href="#">Winter Bloom!</a>	Glenn Eurick

## Advanced

Award	Title	Member
1	<a href="#">He Flies</a>	Julie Edwards
2	<a href="#">Lake Hayes Boathouse</a>	Bill Bradford
3	<a href="#">A Grand Winter</a>	Paul Baird
HM	<a href="#">The Wanaka Bird</a>	Bill Bradford

## Masters

Award	Title	Member
1*	<a href="#">Lake Powell Tributary</a>	Stephen Clayson
	<a href="#">Cheese</a>	James Peirce
3	<a href="#">Toad Stools Rising</a>	Keith Hill
HM	<a href="#">Last Light</a>	Greg Smith



*The Wanaka Bird* by Bill Bradford



*Next Generation* by Steve Ela

\* Two-way tie

[CLICK HERE](#) to view all Competition Submissions

# First Place Images

## March - Night Photography

### Intermediate



*Memphis* by Joey Thompson

### Advanced



*Thor's Hammer* by Julie Edwards

### Masters




*Moments of Solitude* by Veloy Cook - **Best in Show**

---

[CLICK HERE](#) to view all Competition Submissions

## March - Open

### Intermediate



*Stitch in Time* by Steve Ela

### Advanced



*He Flies* by Julie Edwards

### Masters\*



*Lake Powell Tributary* by Steve Clayson\*



*Cheese* by James Peirce\*

---

\* Two-way tie

---

[CLICK HERE](#) to view all Competition Submissions



## May Results - Urban Decay

### Intermediate

Award	Title	Member
1	<a href="#">Linger</a>	Joey Thompson
2	<a href="#">Raise the Roof</a>	Tim Boschert
3	<a href="#">Dead Pool</a>	Tim Boschert
HM	<a href="#">Very Old Glory Ride</a>	Andrea Dahl

### Advanced

Award	Title	Member
1*	<a href="#">The Man at the Mill</a>	Jason Cameron
	<a href="#">Roofless Time</a>	Bill Bradford
3	<a href="#">The Big Screen</a>	Jason Cameron
HM	<a href="#">Untitled Decay</a>	Julie Edwards

### Masters

Award	Title	Member
1	<a href="#">Bountiful Saloon Before Demolition</a>	Terry Madsen
2	<a href="#">Layers of Time</a>	Terry Madsen
3	<a href="#">All Downstairs</a>	Keith Hill
HM	<a href="#">"Zoot Clepto"</a>	Stephen Clayson



*Very Old Glory Ride* by Andrea Dahl

\* Two-way tie

## May Results - Open

### Intermediate

Award	Title	Member
1	<a href="#">Entry Hallway</a>	Tim Boschert
2	<a href="#">Parisian Cafe Couple</a>	Tim Boschert
3	<a href="#">Park Chair</a>	Tim Boschert
HM*	<a href="#">March Color</a>	Glenn Eurick
	<a href="#">Buck in the Wild</a>	Andrea Dahl

### Advanced

Award	Title	Member
1 Best in Show*	<a href="#">Falls Under the Moonlight</a>	Julie Edwards
2	<a href="#">Budir Bow</a>	Bill Bradford
3	<a href="#">Holding Back the Night</a>	Paul Baird
HM	<a href="#">After Moonset in the Badlands</a>	Julie Edwards

### Masters

Award	Title	Member
1 Best in Show*	<a href="#">Eagle Gate Arch</a>	Stephen Clayson
2	<a href="#">Milky Way Over Red Rock</a>	Stephen Clayson
3	<a href="#">The Fruit Vendor's Daughter</a>	Terry Madsen
HM	<a href="#">Magic</a>	Veloy Cook



*Holding Back the Night* by Paul Baird

\* Two-way tie

[CLICK HERE](#) to view all Competition Submissions

# First Place Images

## May - Urban Decay

### Intermediate



*Linger* by Joey Thompson

### Advanced\*



*The Man at the Mill* by Jason Cameron\*



*Roofless Time* by Bill Bradford\*

### Masters



*Bountiful Saloon Before Demolition* by Terry Madsen

---

\* Two-way tie

---

[CLICK HERE](#) to view all Competition Submissions

May - Open

## Intermediate



*Entry Hallway* by Tim Boschert

## Advanced



*Falls Under the Moonlight* by Julie Edwards - **Best in Show\***

## Masters



*Eagle Gate Arch* by Stephen Clayson - **Best in Show\***

---

\* Two-way tie

---

[CLICK HERE](#) to view all Competition Submissions





## Interclub Competition Results

WCC standings in the third and final competition rounds for the season suffered a bit, landing in the middle of the pack in the Nature division and near the bottom for Projected



*Finders Keepers by Cindy Costa*

Image. Waning participation in Round 3 resulted in only 5 entries (limit 6) per division, impacting score totals. On a bright note, Cindy Costa scored a Nature Division Award of Merit with a score of 14 out of 15 for her image of two Bald Eagles fighting over a fish. Congratulations, Cindy!

Our Merit and Honorable Mention winners did not win individual medals in the succeeding competition for gold, silver, and bronze awards. Final scores and standings are posted on the [WCC PSA Interclub](#)

[Competition page](#), where you will also find links to our entries and to winning images on the PSA website.

Next season's Projected Image Division (PID) will drop the Creative category and separate the Open category into Color and Black and White sections. Our PSA club membership has been renewed for next year. We hope participation will grow in this worldwide photography organization.

## 2022 PSA Photo Festival

Scheduled in Colorado Springs this year from September 21 - 24, 2022, this annual festival brings together PSA members and non-members alike from all over the world. Several photo tours and speakers are scheduled, including presentations by John Paul Caponigro, Lisa Langell, and Scott Wilson. See the [PSA festival webpage](#) for details.





# Field Trips – Recap

## Birds of Prey; Up Close and in Flight – May 7

[Click here](#) to view member photos.

The clouds were thick, the light was flat, and it was dusty and windy in the Salt Lake Valley on the morning of Saturday, May 7th, as club members headed to Mountain Dell Park to meet



Photo credit: Lisa Thompson

Nick Harris of Long Wing. Nick has permits to keep the birds of prey that he uses for education. He encourages the birds to fly back and forth from himself to his assistant. The bird's reward is raw quail. They fly fast and low and it was a challenge to get a good shot, but, oh so much fun. Nick has worked at Tracy Aviary and he knows how to work a crowd. He made sure that everyone had an equal opportunity to photograph the birds.



Photo credit: Lisa Thompson

After the birds were full, we had a chance to get close, take detail shots and ask questions. The birds are beautiful, it turned out the the light was probably the best possible light and club members had a good time. It was so successful that Lisa Thompson, WCC Board Director and coordinator for this field trip, is planning to schedule another Birds of Prey workshop.

## Long Exposure Photography at Bridal Veil Falls – June 18 & Upcoming June 30 Photo Share on Zoom

It was a beautiful June day to practice long exposure photography at Bridal Veil Falls. Members learned about neutral density filters and the use of shade to get the effects they were after. For those who didn't have neutral density filters, the shade was optimal for getting the effect of silky, flowing water. Twelve members attended the event and everyone spread out around the river banks and various areas around the falls to practice what they learned. There were lots of discussions about camera settings and filter use as well as how to use the shade effectively. The group gathered after the event at Canyon Glen Park for snacks and more long exposure discussion.

For those that attended, [register here](#) for a follow-up Zoom meeting to share up to 5 of your images along with camera settings, filters used (if any), and technique you used.



Photo credit: Dawn Griffith

---

[CLICK HERE](#) to view all upcoming and past Field Trips

---

Questions: [fieldtrips@wasatchcameraclub.com](mailto:fieldtrips@wasatchcameraclub.com)



# Field Trips – Upcoming

## Arachnophobia Macro & Closeup Photography – July 23 / 8am - 10am

The Great Salt Lake Marina has quite the eco system and one thing that calls this place home are the Western Spotted Orb Weavers . They cover the boats, signs, lights and the shoreline every year going after the brine flies. Workers at the marina spray to keep the spiders off the lookout and the visitor center, but the spiders are free to roam everywhere else. The spiders are not venomous, but the sheer number of them can be intimidating. Although considered a bit of an ugly spider they are truly fascinating and I have found that photographing them has helped reduce my spider fear a bit since they don't come after you or jump around like some spiders do.



Photo credit: Jim Berneike

[KSL article](#): Spiders Blanket Shoreline at the Great Salt Lake Marina.

[Register here](#) to attend this event. We'll meet at the Great Salt Lake Marina at 8am - 10am on July 23rd to get some incredible shots around the marina and on the now declining lake. The Marina is located 16 miles west of Salt Lake City off Exit 104 on Interstate 80.

## Astrophotography on Antelope Island – August 19 / 8pm - 10pm

### *Let's Touch the Night*

In Spring 2017, Antelope Island State Park was designated an International Dark Sky Park (Bronze Tier) by the [International Dark Sky Association](#) (IDA). As such they are required to offer workshops and organized star gazing events. Thanks to the efforts of Dawn Griffith, WCC field trip coordinator, she has arranged for a WCC only astrophotography session on Antelope Island.

Ryan Andreasen from *Night Sky Science* will show WCC members how to take their DSLR camera off AUTO settings to capture brilliant images of the night sky. Members will leave with all of the knowledge needed to take beautiful photos of the Milky Way galaxy. If you've ever wanted to try astrophotography you won't want to miss this. You'll need a DSLR camera, and a tripod. Remote shutter releases are recommended but not necessary.



Photo credit: Jeff Clay | Clayhaus Photography

The WCC workshop will begin with a one hour lecture (8pm - 9pm), followed by hands-on photography of the night sky. This workshop is appropriate for both novice and knowledgeable photographers. There is no fee for this workshop, however there is a fee to enter the park (rates below.)

Entrance Fee: \$15 (up to 8 people in car) / Senior Entrance Fee (65 and older): \$10 (up to 8 people in car)

Workshop size will be limited to 30 members. [Click here](#) to register.

---

[CLICK HERE](#) to view all upcoming and past Field Trips

---

Questions: [fieldtrips@wasatchcameraclub.com](mailto:fieldtrips@wasatchcameraclub.com)



# Field Trips – Overnight

## Death Valley (December) & New York City (2023)

### Let's Hit the Road Together!

One of the best things about being a member of the camera club is getting together with fellow photographers to shoot, and there's no better way to do this than joining a multi-day field trip. Spend a few days with others who share a passion for photography, and you will surely expand your skills, learn a few neat tips, and make new friends.

In past years, the club has traveled to some great locations, including most of the Utah national parks, the Palouse, Monument Valley, the San Juan Skyway, and even one international trip to Cuba.

Now that the world is traveling again, so shall the WCC! Plans are currently underway for two very exciting new trips. **This December we will to travel to Death Valley National Park** to explore sand dunes, rock canyons, salt

flats, and more. Death Valley offers an immense panoply of geologic and photographic variety. You will undoubtedly come away with great images, and fond memories of a fun adventure.



*The Palouse* by Claudia O'Grady

Both trips will have limited participation to ensure a quality experience. In order to allow enough planning time for everyone, registration will be fairly early for each of these events. Members will have an opportunity to complete a preliminary registration, and if we have more registrants than can be accommodated (which is likely), a lottery for slots will be held.

Watch for more information in the coming months, and in the meantime, if you have general questions about overnight field trips, email [overnightfieldtrips@wasatchcameraclub.com](mailto:overnightfieldtrips@wasatchcameraclub.com).



*Trinidad, Cuba* by Claudia O'Grady

Death Valley is a day's drive from Salt Lake City, or a short flight to Las Vegas with a few hours of scenic drive time.

**In 2023, the club is planning to hit the Big Apple.**

If street photography is your thing, this is your ticket! New York City offers iconic buildings, parks, and monuments, amid an ever-changing flow of people. We'll cover a lot of pavement over a few days together, so be prepared to walk!





# Exhibits – Recap

## Lovely as a Tree (Re-visited): March 10 - June 29

[CLICK HERE](#) to view member images on display

The *Lovely as a Tree (Re-visited)* exhibit was on display at the the Utah Cultural Celebration Center through June 29th and was part of a larger Tree Stories program sponsored by West Valley Arts.



*Divergent Paths* by Errol Miller

WCC received over 70 submissions from 31 members. Due to space constraints, 29 member images were displayed.

## Utah Travels: May 5 - June 29

[CLICK HERE](#) to view member images on display

The *Utah Travels* exhibit was on display at the the Utah Cultural Celebration Center through June 29th. Over 75 people attended the opening reception on May 5th.

WCC received over 90 submissions. Due to space constraints, 86 images from 30 members were on display.



Photo credit: Cindy Costa

Individuals attending the exhibit were encouraged to enter their choice for best image. The People Choice Awards will be announced in July.



Photo credit: Cindy Costa

Questions: [exhibits@wasatchcameraclub.com](mailto:exhibits@wasatchcameraclub.com)



# Exhibits – Upcoming

---

## *Interpretations of Nature: Realism to Impressionism:* August 26 - September 25

[CLICK HERE](#) to submit images

The Wasatch Camera Club returns to Red Butte Garden with *Interpretations of Nature: Realism to Impressionism*. The club's photographers will interpret natural images - flowers, trees, mountains, deserts, oceans, etc. - as artistically as she or he wants. Everything from documentary style realism to abstract impressionism will be on display. The goal is to encourage the photographers to present and viewers to see the world in many different and diverse ways.

The exhibit opens August 26 and closes on September 25. The [call-for-submissions](#) will open on June 28 and close on July 26.




Photo Credit: Jeff Clay | Clayhaus Photography

### ***Submission Guidelines:***

Image files should be named in the following manner:

last name\_first name-full\_title.jpg

(example: smith\_joe-on\_the\_ganges.jpg)

Also, please ensure that your files are no more than 5MB in size, that they contain NO watermarks, and are saved in the JPEG format.

---

Questions: [exhibits@wasatchcameraclub.com](mailto:exhibits@wasatchcameraclub.com)



# Shutter Up Socials

*Shutter Up Socials*, once intended to be in-person gatherings, was relegated to zoom meetings by the pandemic. That provided an opportunity for Wasatch Camera Club members to share up to 6 photos online with other members attending the Social. Each Social has an assigned theme and each participant shares how they took the photo, why and how. [Click here](#) for more information on upcoming Socials. Images for past *Shutter Up Socials* can be viewed [here](#).

We are hopeful in the future to begin in-person socials where we can meet and greet, eat food, take up conversations and share photos.

## April Shutter Up Social Recap

### A Look at Macro – April 14

The theme for April was Macro. While five participants signed up, two photographers shared their work with three observers. One of the participants was the official photographer for Red Butte Gardens. He shared with us not only his outstanding photos but also new methods by which he shot them. One surprise was that he didn't care for photo stacking and to achieve that same look he placed his camera at an f/22 aperture to achieve a very similar affect.



Photo credits: Mary Whitesides

## Lines, Lines, and More Lines – July 14 / 6:30pm - 8pm



Line up your cameras to present photos of lines: Leading lines, straight lines, curved lines, squamous lines, checkered lines, zigzag lines.

[Register here](#) for this Shutter Up Social Zoom meeting and share your imaginative photos along with information about how you took them, where you took them, and why.

Photo credit: Mary Whitesides

---

Questions: [socialevents@wasatchcameraclub.com](mailto:socialevents@wasatchcameraclub.com)



# Did You Know?

## Shooting Tips

### Circular Polarizer Filters

A quick way to step up your game in creating dramatic and rich photos, is to add a [CPL](#) filter to your camera. CPL filters enhance clarity and color, allow you to cut light and reflections, minimize post-processing, and give your photos more depth and intensity without requiring any additional effort on your part. A CPL filter takes the difficulty away from taking photographs through windows, enhances blue sky's color and depth, minimizes haze, and adds saturation and vividness. CPL filters should not be left on permanently as they are not ideal as a protective layer or best for night shooting. CPL filters might take a few tries to find the right balance, but once you do, you will find CPL filters are an ESSENTIAL tool for every landscape and outdoor photographer's toolkit.

- Tip provided by Ken Sintz, ESSENTIAL Photo Supply

---

### Auto ISO

Have you ever wondered how to shoot an unpredictable subject in motion that is moving in and out of the sun? To freeze the subject's movement you need a fast shutter speed, maybe 1/1000 sec or quicker, and you want a shallow depth of field to isolate the subject from the background, which could be between f2.8 and f5.6. The answer is using the Auto ISO function.

Most modern SLRs allow the photographer to set the desired shutter speed to freeze the action and select an aperture based on the desired depth of field. Then the camera does the rest, selecting the ISO based on the available light when the image is taken, which will automatically adjust when the subject moves out of the shade into the sun and vice versa. Some cameras have the ability to set an ISO range that can be selected when using the Auto ISO function. It could be as low as ISO 50 and as high as ISO 12,800.

Two examples of this technique from images taken locally in Salt Lake City:



On a partly cloudy day at Farmington Bay a bird in flight will move from sun to shade, but you will always need a fast shutter speed to freeze the motion.

For high school football on a late afternoon in the fall, the spectator stand will cast a long shadow across the playing field, and the players will move in and out of this shadow.



Using this technique in the field enables the photographer to concentrate on getting the subject in the frame and in focus, rather than the shutter speed or aperture of the image.

- Tip provided by John Nellist, WCC Treasurer





# Resources

---

## In Focus




*In Focus* was set up for you, the members, share one image and tell a "story" about it. Perhaps you want to share technical details or perhaps you want to share why you took the image? Maybe you want to express what the photograph means to you. Maybe you want to write about the location or perhaps the people in the image. It is up to you! For an example, check out [The Grace of Dunes](#) submitted by board chair, Jeff Clay. Submit your own story to [info@wasatchcameraclub.com](mailto:info@wasatchcameraclub.com).

## Creative Corner



[Tulip Twirl](#) by Greg Smith, PSA Club Representative. Inspired by Eva Polak and her Impressionist Photography presentation, Greg provides detailed instructions on using smart objects, Photoshop filters, blend modes, and more to create abstract images.



Members are welcome and encouraged to submit their own projects for consideration to [info@wasatchcameraclub.com](mailto:info@wasatchcameraclub.com).

## Board Blogs



Board Chair Jeff Clay traveled to Nepal in late April. Read about his (abbreviated) trip [here](#) as well as view some of the images he captured.



## Education



There are numerous archived resources and presentations available to view on the WCC website. [Click here for resources](#) and [here for past presentations](#).

## Mentoring



Under Director John Ballard, the Mentoring Program continues to offer aid and instruction for new and intermediate photographers, provided by club member volunteers. If you are interested in finding a mentor, or want to volunteer your time helping someone improve their image-making, send your name and questions to [John](#).



# About WCC

## Club Information

The Wasatch Camera Club is an all-volunteer organization, governed and run by a Board of Directors. Founded in 1994, the Club operates today as a 501(c)(3) nonprofit organization. The Club provides a rich and enjoyable environment in which to improve your photography skills with activities that support our educational goal. These include workshops, field trips, lectures, exhibits, competitions and one-on-one mentoring. Annual membership fee is \$50. For additional information, go to the [Wasatch Camera Club](http://Wasatch Camera Club) website or email [info@wasatchcameraclub.com](mailto:info@wasatchcameraclub.com).

### Executive Committee

Jeff Clay	Board Chair & Exhibits Chair	<a href="mailto:exhibits@wasatchcameraclub.com">exhibits@wasatchcameraclub.com</a>
John Nellist	Treasurer	<a href="mailto:treasurer@wasatchcameraclub.com">treasurer@wasatchcameraclub.com</a>
Claudia O'Grady	Secretary & Overnight Field Trips Chair	<a href="mailto:overnightfieldtrips@wasatchcameraclub.com">overnightfieldtrips@wasatchcameraclub.com</a>

### Directors & Committee Members

Jason Hutchison	Board Director, Competitions Chair & Galleries Manager	<a href="mailto:competitions@wasatchcameraclub.com">competitions@wasatchcameraclub.com</a>
Dawn Griffith	Day Field Trips Coordinator	<a href="mailto:fieldtrips@wasatchcameraclub.com">fieldtrips@wasatchcameraclub.com</a>
Lisa Thompson	Board Director & Workshops/ Presentation Chair	<a href="mailto:workshops@wasatchcameraclub.com">workshops@wasatchcameraclub.com</a>
Mary Whitesides	Board Director & Social Events Chair	<a href="mailto:socialevents@wasatchcameraclub.com">socialevents@wasatchcameraclub.com</a>
John Ballard	Board Director & Membership/ Mentoring Chair	<a href="mailto:mentoring@wasatchcameraclub.com">mentoring@wasatchcameraclub.com</a>
Greg Smith	Board Director & PSA Chair	<a href="mailto:psa@wasatchcameraclub.com">psa@wasatchcameraclub.com</a>
Cindy Costa	Newsletter Editor	<a href="mailto:newsletters@wasatchcameraclub.com">newsletters@wasatchcameraclub.com</a>



Wasatch Camera Club is a proud member of the Photographic Society of America. For more information on individual memberships to PSA, please visit their website at [psa-photo.org](http://psa-photo.org).

© Wasatch Camera Club, 2022. All images appearing in this newsletter are copyrighted by the maker. Unauthorized use and/or duplication of this material or images/photographs without express and written permission from maker and/or owner is strictly prohibited.